

AUTOMATIC HOSE REELS IN PAINTED STEEL SERIES HEAVY - DUTY FOR AIR-WATER FROM 20 TO 28 bar



Equipped with:

- Black synthetic rubber hoses R6
- Galvanized steel connections
- Brass 90° swivelling joint
- Viton® seals

| HD-460 | Article | L. hose | Ø hose | Max pressure | Inlet-Outlet |
|--------|--------------|--------------|--------|--------------|-----------------|
| | 073-1302-400 | without hose | - | - | F1/2"G - M1/2"G |
| | 073-1302-415 | 15 m | 1/2" | 28 bar | F1/2"G - M1/2"G |
| | 073-1302-418 | 18 m | 1/2" | 28 bar | F1/2"G - M1/2"G |



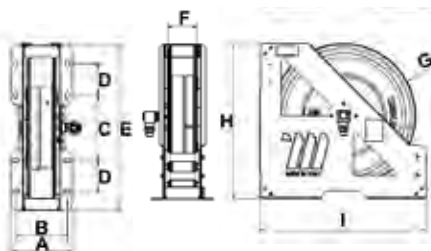
| HD-550 | Article | L. hose | Ø hose | Max pressure | Inlet-Outlet |
|--------|--------------|--------------|--------|--------------|-----------------|
| | 073-1402-400 | without hose | - | - | F1/2"G - M1/2"G |
| | 073-1402-500 | without hose | - | - | F1"G - M3/4"G |
| | 073-1402-420 | 20 m | 1/2" | 28 bar | F1/2"G - M1/2"G |
| | 073-1402-425 | 25 m | 1/2" | 28 bar | F1/2"G - M1/2"G |
| | 073-1402-515 | 15 m | 3/4" | 21 bar | F1"G - M3/4"G |






| HD-555 | Article | L. hose | Ø hose | Max pressure | Inlet-Outlet |
|--------|--------------|--------------|--------|--------------|-----------------|
| | 073-1502-400 | without hose | - | - | F1/2"G - M1/2"G |
| | 073-1502-500 | without hose | - | - | F1"G - M3/4"G |
| | 073-1502-600 | without hose | - | - | F1"G - M1"G |
| | 073-1502-430 | 30 m | 1/2" | 28 bar | F1/2"G - M1/2"G |
| | 073-1502-520 | 20 m | 3/4" | 21 bar | F1"G - M3/4"G |
| | 073-1502-615 | 15 m | 1" | 20 bar | F1"G - M1"G |



| HD-560 | Article | L. hose | Ø hose | Max pressure | Inlet-Outlet |
|--------|--------------|--------------|--------|--------------|-----------------|
| | 073-1602-400 | without hose | - | - | F1/2"G - M1/2"G |
| | 073-1602-500 | without hose | - | - | F1"G - M3/4"G |
| | 073-1602-600 | without hose | - | - | F1"G - M1"G |
| | 073-1602-440 | 40 m | 1/2" | 28 bar | F1/2"G - M1/2"G |
| | 073-1602-450 | 50 m | 1/2" | 28 bar | F1/2"G - M1/2"G |
| | 073-1602-530 | 30 m | 3/4" | 21 bar | F1"G - M3/4"G |
| | 073-1602-540 | 40 m | 3/4" | 21 bar | F3/4"G - M3/4"G |
| | 073-1602-620 | 20 m | 1" | 20 bar | F1"G - M1"G |
| | 073-1602-630 | 30 m | 1" | 20 bar | F1"G - M1"G |



OVERALL DIMENSIONS

| Mod. | A | B | C | D | E | F | G | H | I |  |  |  |
|--------|-----|-----|-----|-----|-----|-----|-----|-----|-----|---|---|---|
| HD-460 | 196 | 163 | 209 | 100 | 529 | 95 | 460 | 495 | 534 | 23,30<27,87 | 0,072 | 1 |
| HD-550 | 230 | 197 | 324 | 100 | 644 | 120 | 550 | 597 | 649 | 39,92<46,08 | 0,120 | 1 |
| HD-555 | 280 | 247 | 324 | 100 | 644 | 170 | 550 | 597 | 649 | 51,41<60,27 | 0,145 | 1 |
| HD-560 | 460 | 427 | 324 | 100 | 644 | 350 | 550 | 597 | 649 | 60,62<78,20 | 0,230 | 1 |