




FIXED MANUAL HOSE REELS IN PAINTED STEEL FOR GREASE HOSES FROM 275 TO 400 bar


Equipped with:

- Galvanized steel connections
- Galvanized steel 90° swivelling joint
- Polyurethane seals
- Revolving flick folding handgrip




Article	Equipped	Hose reel capacity	Inlet-Outlet	FM-400
077-1207-200	without hose	Ø 1/4" - max 15 m	M1/4"G - M1/4"G	
077-1207-300	without hose	Ø 3/8" - max 10 m	M3/8"G - M3/8"G	
077-1207-400	without hose	Ø 1/2" - max 10 m	M1/2"G - M1/2"G	

Article	Equipped	Hose reel capacity	Inlet-Outlet	FM-460
077-1307-200	without hose	Ø 1/4" - max 18 m	M1/4"G - M1/4"G	
077-1307-300	without hose	Ø 3/8" - max 15 m	M3/8"G - M3/8"G	
077-1307-400	without hose	Ø 1/2" - max 15 m	M1/2"G - M1/2"G	

Article	Equipped	Hose reel capacity	Inlet-Outlet	FM-550
077-1407-300	without hose	Ø 3/8" - max 25 m	M3/8"G - M3/8"G	
077-1407-400	without hose	Ø 1/2" - max 25 m	M1/2"G - M1/2"G	

Article	Equipped	Hose reel capacity	Inlet-Outlet	FM-555
077-1507-300	without hose	Ø 3/8" - max 30 m	M3/8"G - M3/8"G	
077-1507-400	without hose	Ø 1/2" - max 30 m	M1/2"G - M1/2"G	

OVERALL DIMENSIONS

Mod.	A	B	C	D	E	F	G			
FM-400	158	120	168	192	95	400	435	9,85<9,85	0,084	1
FM-460	158	120	168	192	95	460	500	11,31<11,34	0,094	1
FM-550	200	150	225	270	120	550	600	16,21<16,83	0,130	1
FM-555	250	200	225	270	170	550	600	17,77<17,83	0,150	1

